

Thank you for purchasing this Factory Service Manual CD/DVD from [servicemanuals4u.com](http://servicemanuals4u.com).

Please check out our eBay auctions for more great deals on Factory Service Manuals:

[servicemanuals4u](http://servicemanuals4u.com)

# maintenance & service guide

## Presario 1800 Series

Models: XL180, XL181, XL182, XL183, XL185,  
and XL190, XL191, XL192

## Product Description

This chapter describes the features of each of the Presario 1800XL models. It also provides illustrations of the exterior components unique to these models.



1.800.AT.COMPAQ



# maintenance & service guide

## Presario 1800 Series

Models: XL180, XL181, XL182, XL183, XL185,  
and XL190, XL191, XL192

### Models and Features

Compaq Presario 1800 Series Portable Notebooks				
Feature	XL180	XL181	XL182	XL183
<b>Display</b>	15.0-in. TFT	15.0-in. TFT	15.0-in. TFT	15.0-in. TFT
<b>Processor</b>	PIII 600MHz, 256 Cache	PIII 500 MHz, 256 Cache	PIII 600 MHz, 256 Cache	PIII 600 MHz, 256 Cache
<b>Hard Drive</b>	6.0 GB	12.0 GB	12.0 GB	12.0 GB
<b>CD or DVD Drive</b>	6X DVD Drive	6X DVD Drive	6X DVD Drive	6X DVD Drive
<b>Modem</b>	56.0 Kbps Data/ Fax with PCI	56.0 Kbps Data/ Fax with PCI	56.0 Kbps Data/ Fax Int'l with PCI	56.0 Kbps Data/ Fax Int'l with PCI
<b>Networking</b>	10/100 TX Integrated Ethernet	10/100 TX Integrated Ethernet	10/100 TX Integrated Ethernet	10/100 TX Integrated Ethernet
<b>Battery</b>	3.2 Li-ion	3.2 Li-ion	3.2 Li-ion	3.2 Li-ion
<b>System Memory</b>	64 MB PC100	64 MB PC100	64 MB PC100	128 MB PC100

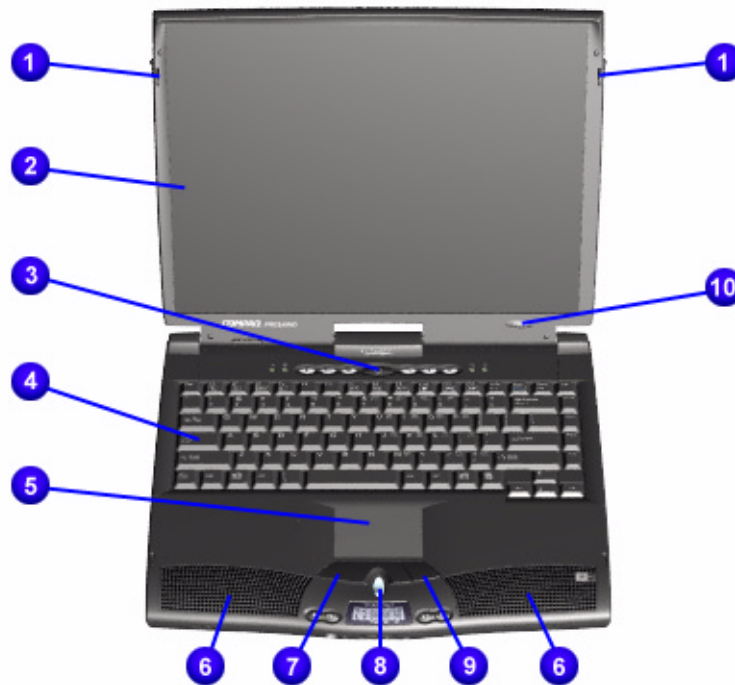
Compaq Presario 1800 Series Portable Notebooks				
Feature	XL185	XL190	XL191	XL192
<b>Display</b>	15.0-in. TFT	15.0-in. TFT	15.0-in. TFT	15.0-in. TFT
<b>Processor</b>	PIII 600 MHz, 256 Cache	PIII 700 MHz, 256 Cache	PIII 650 MHz 256 Cache	PIII 700 MHz 256 Cache
<b>Hard Drive</b>	12.0 GB	6.0 GB	12.0 GB	12.0 GB
<b>CD or DVD Drive</b>	6X DVD Drive	DVD Drive	6X DVD Drive	6X DVD Drive
<b>Modem</b>	56.0 Kbps Data/ Fax Int'l with PCI	56.0 Kbps Data/ Fax with PCI	56.0 Kbps Data/ Fax Int'l with PCI	56.0 Kbps Data/ Fax Int'l with PCI
<b>Networking</b>	10/100 TX Integrated Ethernet	10/100 TX Integrated Ethernet	10/100 TX Integrated Ethernet	10/100 TX Integrated Ethernet
<b>Battery</b>	3.2 Li-ion	3.2 Li-ion	3.2 Li-ion	3.2 Li-ion
<b>System Memory</b>	64 MB PC100	128 MB PC100	128 MB PC100	128 MB PC100

*All models have a 3.5" Diskette Drive which uses 1.44Mb Diskettes.*

# maintenance & service guide

**Presario 1800 Series**  
Models: XL180, XL181, XL182, XL183, XL185,  
and XL190, XL191, XL192

## Front of Unit

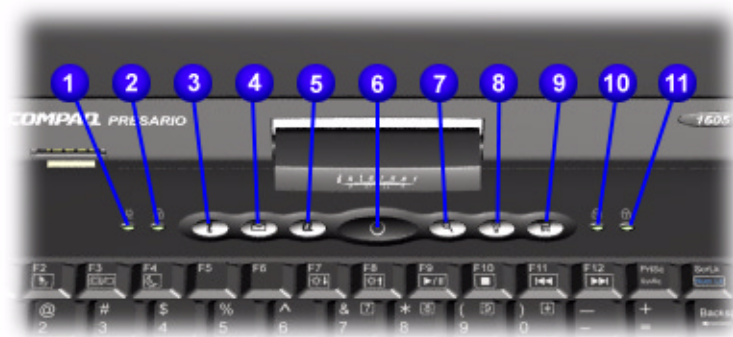


#	Description	#	Description
①	Display Release Latches	⑥	Integrated Speakers
②	Display	⑦	Left TouchPad Button
③	Power (On/Off) Button	⑧	Scroll Up/Down Button
④	Keyboard	⑨	Right TouchPad Button
⑤	TouchPad	⑩	Model Number

## maintenance & service guide

**Presario 1800 Series**  
**Models: XL180, XL181, XL182, XL183, XL185,**  
**and XL190, XL191, XL192**

### Internet Zone Buttons and Lights

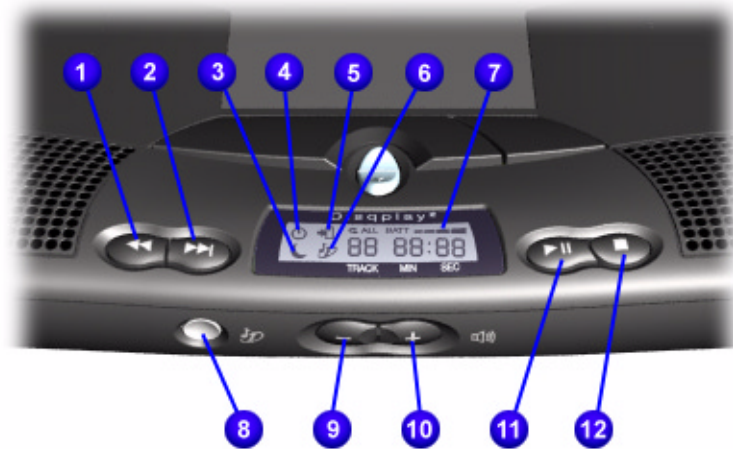


#	Description	#	Description
①	AC Adapter Light	⑦	Instant Search
②	Caps Lock Light	⑧	Online Marketplace (U.S./Puerto Rico) Instant Answer (outside U.S.)
③	Instant Internet Access	⑨	Retail Central (U.S./Puerto Rico) Instant E-Commerce (outside U.S.)
④	Instant E-mail Access	⑩	Num Lock Light
⑤	My Presario Instant Access	⑪	Scroll Lock Light
⑥	Power Button		

## maintenance & service guide

**Presario 1800 Series**  
**Models: XL180, XL181, XL182, XL183, XL185,**  
**and XL190, XL191, XL192**

### Front Bezel Components



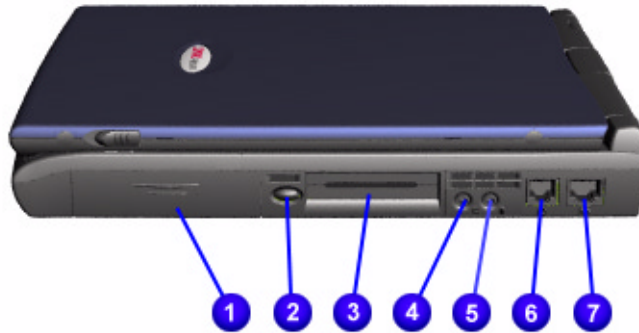
#	Description	#	Description
①	Previous Track Button	⑦	Battery Gauge
②	Next Track Button	⑧	DisqPlay On/Off Button
③	Sleep Status Icon	⑨	Volume Down Button
④	Power Status Icon	⑩	Volume Up Button
⑤	Battery Charging Status Icon	⑪	Play/Pause Button
⑥	DisqPlay Status Icon	⑫	Stop Button

# maintenance & service guide

## Presario 1800 Series

Models: XL180, XL181, XL182, XL183, XL185,  
and XL190, XL191, XL192

### Right-Side Components

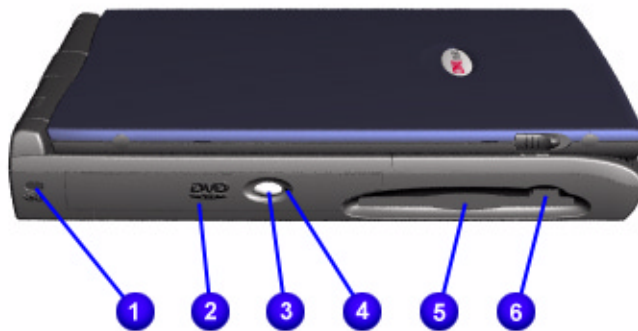


#	Description	#	Description
❶	Battery Compartment	❺	Microphone Jack
❷	PC Card Eject Button	❻	Modem Port
❸	PC Card Slot	❼	Ethernet Port
❹	Headphone Jack		

# maintenance & service guide

**Presario 1800 Series**  
Models: **XL180, XL181, XL182, XL183, XL185,**  
and **XL190, XL191, XL192**

## Left-Side Components



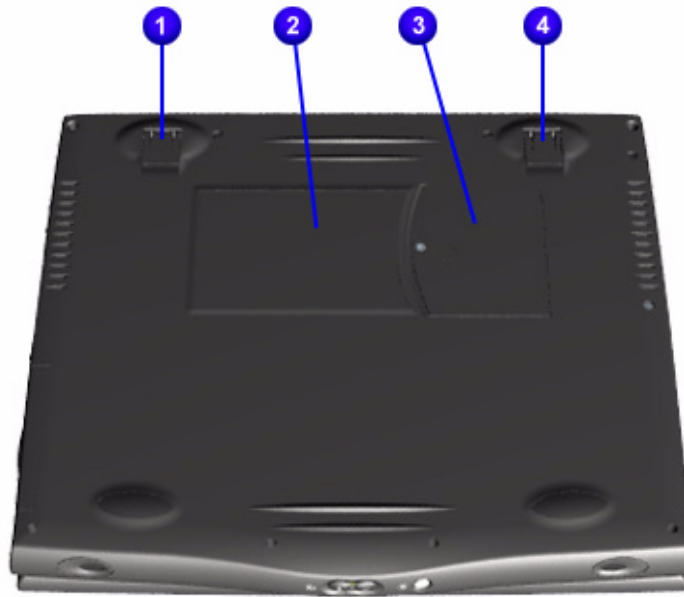
#	Description	#	Description
❶	Security Slot	❷	CD or DVD Drive
❸	CD/DVD Drive Eject Button	❹	CD or DVD Manual Eject Hole
		❺	Diskette Drive
		❻	Diskette Drive Eject Button



# maintenance & service guide

**Presario 1800 Series**  
Models: XL180, XL181, XL182, XL183, XL185,  
and XL190, XL191, XL192

## *Underneath the Unit*




#	Description	#	Description
❶	Pop-up Foot	❸	Memory Compartment
❷	Serial Number Location	❹	Pop-up Foot

# maintenance & service guide

**Presario 1800 Series**  
Models: **XL180, XL181, XL182, XL183, XL185,**  
and **XL190, XL191, XL192**

## Rear Connectors



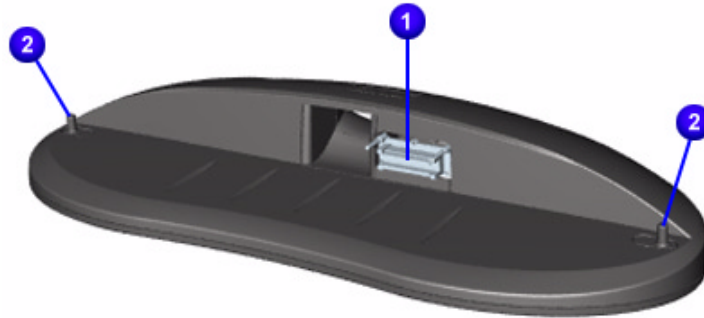
#	Description	#	Description
①	Keyboard/Mouse Port	⑥	TV-Out Connector
②	AC Adapter Connector	⑦	External Monitor Port
③	Parallel Port	⑧	Serial Ports
④	QuikDock Connector	⑨	Universal Serial Bus Port
⑤	Fan Vent		

# maintenance & service guide

**Presario 1800 Series**  
**Models: XL180, XL181, XL182, XL183, XL185,**  
**and XL190, XL191, XL192**

## Optional QuikDock

### Components



#	Description
①	QuikDock Interface Connector
②	QuikDock Guide Posts

### Connectors



#	Description	#	Description
①	Universal Serial Bus Port	⑧	Serial Port
②	Universal Serial Bus Port	⑨	External Monitor Port
③	Power (AC Adapter) Connector	⑩	10/100TX Ethernet
④	Keyboard/Mouse Port	⑪	S-Video
⑤	Keyboard/Mouse Port	⑫	TV-Out (Composite Video)
⑥	Parallel Port	⑬	Audio Out
⑦	Game Port		