
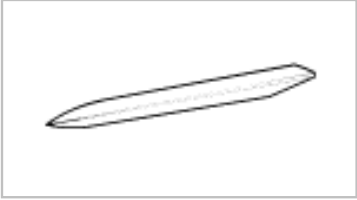
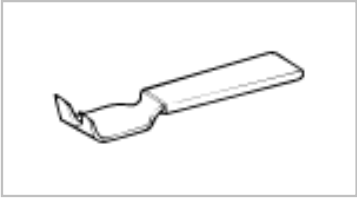
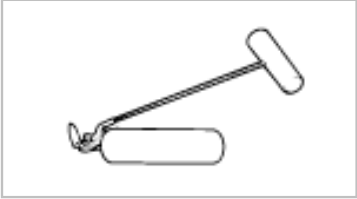
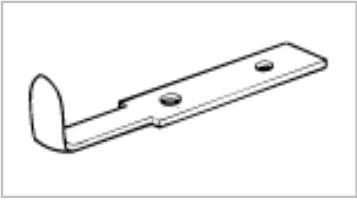


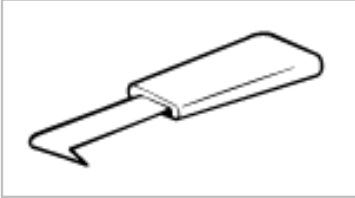





SPECIAL TOOLS

Tool (Number and name)	Illustration	Use
09793-21000 Door hinge adjusting wrench		Adjustment, removal and installation of the door hinge
09800-21000 Ornament remover		Trim removal
09853-31000 Headliner clip remover		Removal of the headliner clips
09861-31100 Sealant cut-out tool		Cutting the sealant of the windshield (use with 09861-31200)
09861-31200 Sealant cutting blade		Cutting the sealant of the windshield (use with 09861-31100)
09861-31300 Sealant gun		Application of the sealant to the windshield
09861-31400 Glass holder		Removal and installation of the windshield

<p>09861-31000 Windshield moulding remover</p>	 A line drawing of a windshield moulding remover tool. It consists of a long, thin metal rod with a hook-like end, attached to a wider, rectangular handle.	<p>Removal of the windshield moulding</p>
<p>09861-22000 Torsion bar wrench</p>	 A line drawing of a torsion bar wrench, which is a long, thin metal rod with a hook-like end.	<p>Removal and installation of the torsion bar in the luggage compartment</p>