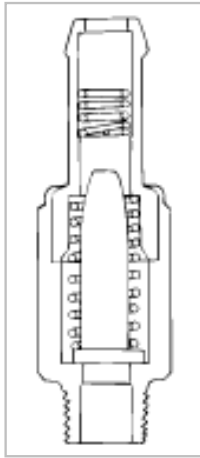




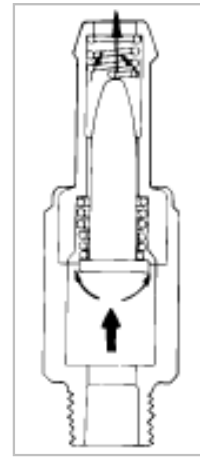
**OPERATION**

Intake manifold side (No vacuum)



Rocker cover side

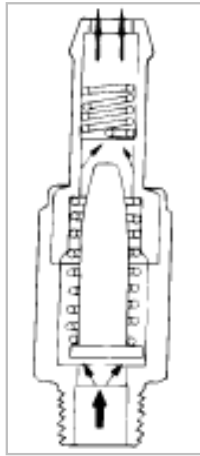
Intake manifold side (High vacuum)



Rocker cover side

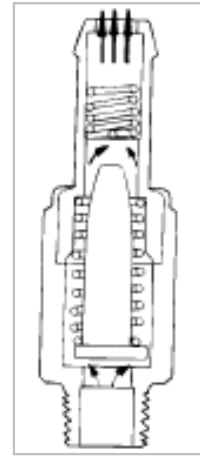
Engine condition	Not running	Engine condition	Idling or decelerating
PCV valve	Not operating	PCV valve	Fully operating
Vacuum passage	Restricted	Vacuum passage	Small

Intake manifold side (Moderate vacuum)



Rocker cover side

Intake manifold side (Low vacuum)



Rocker cover side

Engine condition	Normal operation	Engine condition	Accelerating and high load
PCV valve	Properly operating	PCV valve	Slightly operating
Vacuum passage	Large	Vacuum passage	Very large