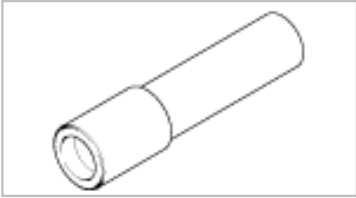
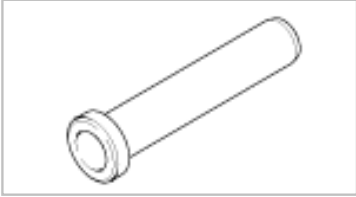
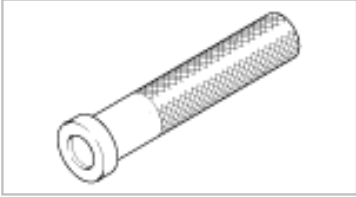
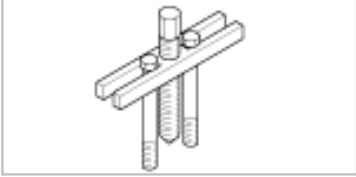
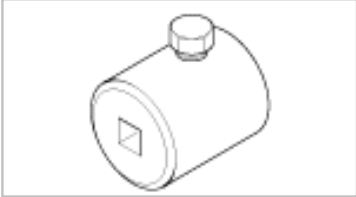
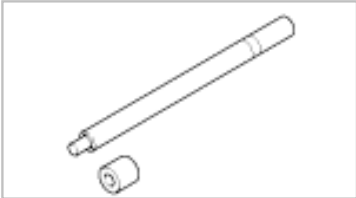
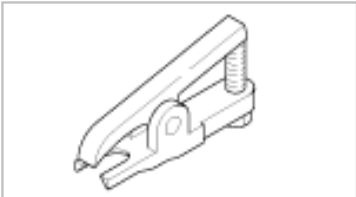

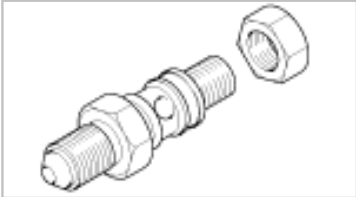
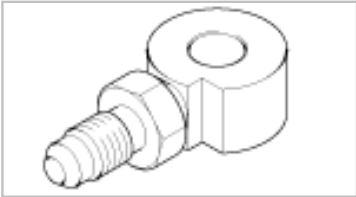
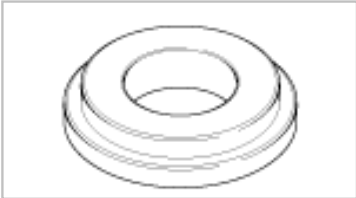
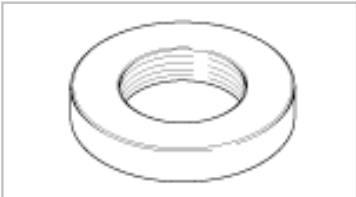





## SPECIAL TOOLS

Tool (Number and name)	Illustration	Use
09222-32100 Valve stem oil seal installer		Installing the pinion gear bearing
09432-21600 Bearing installer		Installing the pinion gear bearing
09434-14200 Counter shaft bearing installer		Installing the gear box oil seal.
09561-11002 Steering wheel puller		Removing the steering wheel.
09565-11100 Preload socket		Measuring the mainshaft preload.
09555-21000 Bar		Removing & installing the oil seal.
09568-34000 Ball joint puller		Separating the tie rod end ball joint.

<p>09572-21000 Oil pressure gauge</p>		<p>Measuring the power steering oil pressure (use with 09572-21200, 09572-22100)</p>
<p>09572-21200 Oil pressure gauge adapter</p>		<p>Measuring the power steering oil pressure (use with 09572-21000, 09572-22100)</p>
<p>09572-22100 Oil pressure gauge adapter</p>		<p>Measuring the power steering oil pressure (use with 09572-21000, 09572-21200)</p>
<p>09573-21000 Oil seal installer gauge</p>		<p>Installing the back-up washer and oil seal. (use with 09573-21100, 09573-21200, 09517-11000, 09555-21000)</p>
<p>09573-21100 Oil seal installer</p>		<p>Installing the back-up washer and oil seal. (use with 09573-21000, 09573-21200, 09555-21000)</p>
<p>09573-21200 Oil seal guide</p>		<p>1. Removing the gear box oil seal and back washer (use with 09573-21000) 2. Installing the gear box oil seal and back washer (use with 09555-21000, 09573- 21000)</p>